

Annual Statement

·
·
· **OF THE FINANCIAL CONDITION**
· **OF THE GLOUCESTER RETIREMENT BOARD**
· **TO THE PUBLIC EMPLOYEE RETIREMENT ADMINISTRATION COMMISSION**
· **FOR THE YEAR ENDED 12/31/2021**
·
·

Annual Statement for the Year Ended December 31, 2021 of the conditions and Affairs of the Gloucester Retirement Board.

Organized Under the Laws of the Commonwealth of Massachusetts to the Public Employee Retirement Administration Commission.

Date of Certificate 07/01/1937

Effective Date 07/01/1937

ADMINISTRATION OFFICE

P.O. Box 114

Gloucester, MA 01931- 0114

(978) 281-9744

Street & Number

City/Town, State and Zip Code

Telephone Number

We, the undersigned, members of the Gloucester Retirement Board certify under penalties of perjury, that we are the official board members of said retirement system, and that on the thirty-first date of December last, all of the herein-described assets were the absolute property of said retirement system, free and clear from any liens or claims thereon, except as stated, and the following statements, with the schedules and explanations therein contained, annexed, or referred to, are a full and correct exhibit of all of the assets, liabilities, income and disbursements, changes in fund balances, and the conditions and affairs of said retirement system on the said thirty-first date of December last, and for the year ended on that date, according to the best of our information, knowledge, and belief respectively.

Board Of Retirement


Ex-Officio Member
 Kenny Costa
 (Name)


Appointed Member
 Donna C Leete
 (Name)


Elected Member
 Douglas A. MacArthur (Chairperson)
 (Name)


Elected Member
 James V Hannon, Jr.
 (Name)


Member Appointed by Other Members
 Juanita Escobar
 (Name)

DocuSigned by:

 (Signature)
 770011221133E4D7...

Term Expires
 DocuSigned by:

 (Signature)
 77852ECC92E1441...

Term Expires 07/31/2023
 DocuSigned by:

 (Signature)
 B57F3D0576E84F6...

Term Expires 07/31/2023
 DocuSigned by:

 (Signature)
 60A822667496B499...

Term Expires 01/04/2024
 DocuSigned by:

 (Signature)
 822307F88DF46452...

Investment Managers PRIT FUND MEMBER 84 State Street, Suite 250 Boston, MA 02109

Investment Consultant PRIT FUND MEMBER 84 State Street, Suite 250 Boston, MA 02109

Custodian PRIT FUND MEMBER 84 State Street, Suite 250 Boston, MA 02109

Annual Statement of the Gloucester Retirement Board for the Year Ended December 31, 2021.

ANNUAL STATEMENT BALANCE TESTS

1. ASSET BALANCE

Assets Previous Year	134,588,257.93
Income Current Year	42,791,842.72
Disbursements Current Year	16,562,973.20
Assets Current Year	160,817,127.45

2. ASSET DIFFERENCE

Assets Current Year	160,817,127.45
Assets Previous Year	134,588,257.93
Difference	26,228,869.52

3. INCOME DIFFERENCE

Income Current Year	42,791,842.72
Disbursements Current Year	16,562,973.20
Difference	26,228,869.52

4. FUND CHANGE DIFFERENCE

Total Fund Change Credits Current Year	45,011,416.22
Total Fund Change Debits Current Year	-18,782,546.70
Difference	26,228,869.52

Note: The difference as a result of tests 2, 3 and 4 should be the same.

Annual Statement of the Gloucester Retirement Board for the Year Ended December 31, 2021.

ASSETS & LIABILITIES

	2021	2020	2019
1. 1040 Cash	658,852.64	1,103,496.86	1,333,072.22
2. 1100 Short Term Investments	0.00	0.00	0.00
3. 1180 Fixed Income Securities	0.00	0.00	0.00
4. 1170 Equities	0.00	0.00	0.00
5. 1101 Pooled Short Term Funds	0.00	0.00	0.00
6. 1172 Pooled Domestic Equity Funds	0.00	0.00	0.00
7. 1173 Pooled International Equity Funds	0.00	0.00	0.00
8. 1174 Pooled Global Equity Funds	0.00	0.00	0.00
9. 1181 Pooled Domestic Fixed Income Funds	0.00	0.00	0.00
10. 1182 Pooled International Fixed Income Funds	0.00	0.00	0.00
11. 1183 Pooled Global Fixed Income Funds	0.00	0.00	0.00
12. 1193 Pooled Alternative Investments	0.00	0.00	0.00
13. 1194 Pooled Real Estate Funds	0.00	0.00	0.00
14. 1195 Pooled Domestic Balanced Funds	0.00	0.00	0.00
15. 1196 Pooled International Balanced Funds	0.00	0.00	0.00
16. 1197 Hedge Funds	0.00	0.00	0.00
17. 1198 PRIT Cash	225,055.66	300,069.58	301,406.44
18. 1199 PRIT Fund	159,917,204.08	133,204,304.37	118,409,906.89
19. 1550 Interest Due and Accrued	0.00	0.00	0.00
20. 1350 Prepaid Expenses	0.00	0.00	0.00
21. 1398 Accounts Receivable (A)	26,980.40	368.98	20.02
22. 1910 Land	0.00	0.00	0.00
23. 1920 Buildings	0.00	0.00	0.00
24. 1929 Accumulated Depreciation – Buildings	0.00	0.00	0.00
25. 2020 Accounts Payable (A)	(-10,965.33)	(-19,981.86)	(-15,618.56)
TOTAL	160,817,127.45	134,588,257.93	120,028,787.01
FUNDS			
1. 3293 Annuity Savings Fund	33,159,142.16	31,807,399.05	30,754,460.80
2. 3294 Annuity Reserve Fund	9,683,027.14	10,167,380.38	10,012,356.30
3. 3295 Military Service Fund	14,988.03	14,973.06	14,958.10
4. 3296 Pension Fund	9,276,465.46	9,187,415.66	9,679,181.00
5. 3298 Expense Fund	0.00	0.00	0.00
6. 3297 Pension Reserve Fund	108,683,504.66	83,411,089.78	69,567,830.81
TOTAL ASSETS AT MARKET VALUE	160,817,127.45	134,588,257.93	120,028,787.01

(A) Specific details for Accounts Receivable and Accounts Payable are to be disclosed on Schedule A

Annual Statement of the Gloucester Retirement Board for the Year Ended December 31, 2021.

	Balance Dec. 31 Prior year	Receipts	Interfund Transfers	Disbursements	Balance Dec.31 Current Year
Annuity Savings Fund	31,807,399.05	3,714,040.77	-1,947,124.09	-415,173.57	33,159,142.16
Annuity Reserve Fund	10,167,380.38	299,213.01	1,947,085.50	-2,730,651.75	9,683,027.14
Pension Fund	9,187,415.66	12,083,031.48	272,488.00	-12,266,469.68	9,276,465.46
Military Service Fund	14,973.06	14.97	0.00	0.00	14,988.03
Expense Fund	0.00	1,150,678.20	0.00	-1,150,678.20	0.00
Pension Reserve Fund	83,411,089.78	25,544,864.29	-272,449.41	0.00	108,683,504.66
Total All Funds	134,588,257.93	42,791,842.72	- 0 -	-16,562,973.20	160,817,127.45

List below all transfers:

Xfer from	Annuity Savings Fund	to	Annuity Reserve Fund	in the amt of	1,947,085.50	on acct of	Retirements
	Control Acct						
Xfer from	Pension Reserve Fund	to	Pension Fund Control	in the amt of	272,488.00	on acct of	PERAC Actuary Letter
	Control Acct		Account				
Xfer from	Annuity Savings Fund	to	Pension Reserve Fund	in the amt of	38.59	on acct of	Erroneous Membership Interest
	Control Acct		Control Acct				
Xfer from		to		in the amt of		on acct of	
Xfer from		to		in the amt of		on acct of	
Xfer from		to		in the amt of		on acct of	

Annual Statement of the Gloucester Retirement Board for the Year Ended December 31, 2021.

RECEIPTS

	2021	2020	2019
1. Annuity Savings Fund:			
(a) 4891 Members' Deductions	3,333,791.49	3,341,029.34	3,131,389.96
(b) 4892 Transfers from Other Systems	193,141.05	76,226.72	398,827.98
(c) 4893 Member Make Up Payments and Redeposits	70,400.44	2,389.88	3,451.14
(d) 4900 Member Payments from Rollovers	69,030.20	19,134.09	33,823.36
(e) Investment Income Credited to Members' Accounts	47,677.59	30,833.41	36,160.61
Subtotal	3,714,040.77	3,469,613.44	3,603,653.05
2. Annuity Reserve Fund:			
(a) 4750 Recovery of Annuity from Reinstatement	0.00	0.00	0.00
(b) Investment Income Credited to Annuity Reserve Fund	299,213.01	301,893.95	304,997.26
Subtotal	299,213.01	301,893.95	304,997.26
3. Pension Fund:			
(a) 4898 3(8)(c) Reimbursements from Other Systems	337,636.47	293,192.92	280,256.10
(b) 4899 Received from Commonwealth for COLA & Survivor Bft	98,818.01	104,729.38	116,476.23
(c) 4894 Pension Fund Appropriation	11,646,577.00	10,905,035.00	10,191,621.00
(d) 4840 Workers Compensation Settlement	0.00	18,800.00	7,000.00
(e) 4751 Recovery of Pension from Reinstatement	0.00	0.00	0.00
(f) 4841 Recovery of 91A Overearnings	0.00	0.00	0.00
Subtotal	12,083,031.48	11,321,757.30	10,595,353.33
4. Military Service Fund:			
(a) 4890 Contributions Received from Municipality	0.00	0.00	0.00
(b) Investment Income Credited	14.97	14.96	14.94
Subtotal	14.97	14.96	14.94
5. Expense Fund:			
(a) 4896 Expense Fund Appropriation	0.00	0.00	0.00
(b) Investment Income Credited to Expense Fund	1,150,678.20	1,025,083.93	961,691.92
Subtotal	1,150,678.20	1,025,083.93	961,691.92
6. Pension Reserve Fund:			
(a) 4897 Federal Grant Reimbursement	17,031.84	15,320.32	8,038.13
(b) 4895 Pension Reserve Appropriation	0.00	0.00	0.00
(c) 4822 Interest Not Refunded	8,362.23	61.82	911.67
(d) 4825 Miscellaneous Income	2,138.33	0.00	17.00
(e) Excess Investment Income	25,517,331.89	13,906,210.81	15,699,387.28
Subtotal	25,544,864.29	13,921,592.95	15,708,354.08
TOTAL RECEIPTS	42,791,842.72	30,039,956.53	31,174,064.58

Annual Statement of the Gloucester Retirement Board for the Year Ended December 31, 2021.

DISBURSEMENTS

	2021	2020	2019
1. Annuity Savings Fund:			
(a) 5757 Refunds to Members	250,940.33	51,535.36	185,601.13
(b) 5756 Transfers to Other Systems	164,233.24	91,059.27	59,775.82
Subtotal	415,173.57	142,594.63	245,376.95
2. Annuity Reserve Fund:			
(a) 5750 Annuities Paid	2,549,898.63	2,411,666.44	2,285,965.61
(b) 5759 Option B Refunds	180,753.12	9,278.97	25,841.10
Subtotal	2,730,651.75	2,420,945.41	2,311,806.71
3. Pension Fund:			
(a) 5751 Pensions Paid	11,743,861.76	11,395,331.69	11,020,827.47
Regular Pension Payments	9,306,059.57	8,941,137.21	8,584,374.05
Survivorship Payments	534,178.12	524,209.65	520,099.52
Ordinary Disability Payments	86,096.34	99,716.06	107,091.32
Accidental Disability Payments	1,516,423.97	1,517,498.68	1,473,669.00
Accidental Death Payments	196,331.16	213,764.87	240,290.79
Section 101 Benefits	104,772.60	99,005.22	95,302.79
(b) 5755 3(8)(c) Reimbursements To Other Systems	425,529.85	390,487.98	313,090.54
(c) 5752 COLAs Paid	97,078.07	106,041.97	115,516.08
(d) 5753 Chapter 389 Beneficiary Increase Paid	0.00	0.00	0.00
Subtotal	12,266,469.68	11,891,861.64	11,449,434.09
4. Military Service Fund:			
(a) 4890 Return to Municipality for Members who Withdrew Funds	0.00	0.00	0.00
Subtotal	0.00	0.00	0.00
5. Expense Fund:			
(a) 5118 Board Member Stipend	24,000.00	24,000.00	24,000.00
(b) 5119 Salaries	192,313.31	198,199.08	180,830.15
(c) 5120 Benefits	36,267.13	34,899.82	33,017.93
(d) 5304 Management Fees	723,528.24	576,011.44	570,113.59
(e) 5305 Custodial Fees	0.00	0.00	0.00
(f) 5307 Investment Consultant Fees	0.00	0.00	0.00
(g) 5308 Legal Expenses	29,693.75	39,199.99	42,431.32
(h) 5309 Medical Expenses	0.00	129.50	880.01
(i) 5310 Fiduciary Insurance	10,481.00	9,772.00	9,616.00
(j) 5311 Service Contracts	84,855.11	66,363.75	47,858.26
(k) 5312 Rent Expense	19,901.84	19,510.07	19,179.98
(l) 5315 Professional Services	0.00	0.00	0.00
(m) 5316 Actuarial Services	0.00	26,500.00	5,000.00
(n) 5317 Accounting Services	0.00	0.00	0.00
(o) 5320 Education And Training	2,539.74	1,426.25	2,173.25
(p) 5589 Administrative Expenses	23,506.94	24,579.79	18,997.00
(q) 5599 Furniture and Equipment	3,591.14	4,492.24	7,209.94
(r) 5719 Travel	0.00	0.00	384.49
(s) 5829 Depreciation Expense: Building	0.00	0.00	0.00
Subtotal	1,150,678.20	1,025,083.93	961,691.92
TOTAL DISBURSEMENTS	16,562,973.20	15,480,485.61	14,968,309.67

Annual Statement of the Gloucester Retirement Board for the Year Ended December 31, 2021.

INVESTMENT INCOME

Investment Income received from:	2021	2020	2019
(a) Cash (from Schedule 1)	0.00	0.00	0.00
(b) Short Term Investments (from Schedule 2)	0.00	0.00	0.00
(c) Fixed Income Securities (from Schedules 3A and 3C)	0.00	0.00	0.00
(d) Equities (from Schedules 4A and 4C)	78.63	0.00	0.00
(e) Pooled Funds (from Schedule 5)	3,406,475.69	2,704,954.88	2,981,779.73
(f) Commission Recapture and Securities Litigation	0.00	0.00	0.00
4821 TOTAL INVESTMENT INCOME	3,406,554.32	2,704,954.88	2,981,779.73
Plus:			
4884 Realized Gains (Profits)	11,319,969.97	5,832,939.21	5,520,335.39
4886 Unrealized Gains (Increase in Market Value)	15,755,211.35	22,000,933.22	13,297,728.97
1550 Interest Due & Accrued on Fixed Income Securities at End Of Current Year	0.00	0.00	0.00
Less:			
4823 Paid Accrued Interest on Fixed Income Securities	0.00	0.00	0.00
4885 Realized Losses	0.00	761,711.25	0.00
4887 Unrealized Losses (Decrease in Market Value)	3,466,819.98	14,513,079.00	4,797,592.08
1550 Interest Due and Accrued on Fixed Income Securities Prior Year	0.00	0.00	0.00
Additional Adjustments:			
4701 Carried Interest Expense	0.00	0.00	0.00
4702 Equalization Expense	0.00	0.00	0.00
4703 Miscellaneous Investment Expenses	0.00	0.00	0.00
NET INVESTMENT INCOME	27,014,915.66	15,264,037.06	17,002,252.01
Income required:			
Annuity Savings Fund (from Supplementary Schedule)	47,677.59	30,833.41	36,160.61
Annuity Reserve Fund	299,213.01	301,893.95	304,997.26
Expense Fund	1,150,678.20	1,025,083.93	961,691.92
Military Service Fund	14.97	14.96	14.94
TOTAL INCOME REQUIRED	1,497,583.77	1,357,826.25	1,302,864.73
Net Investment Income	27,014,915.66	15,264,037.06	17,002,252.01
Less Income Required	1,497,583.77	1,357,826.25	1,302,864.73
EXCESS INCOME TO PENSION RESERVE FUND	25,517,331.89	13,906,210.81	15,699,387.28

Annual Statement of the Gloucester Retirement Board for the Year Ended December 31, 2021.

MEMBERSHIP FOR CURRENT YEAR

ACTIVE MEMBERS	Group 1	Group 2 & 4	TOTAL
Active Membership, Dec. 31st, Previous Year	416	133	549
Inactive Membership, Dec. 31st, Previous Year	110	5	115
Enrolled During Current Year	66	5	71
Transfers Between Groups	0	0	0
Reinstatements of Disabled Members	0	0	0
SUBTOTAL	66	5	71
Deduct:			
Death	3	0	3
Withdrawals	33	0	33
Retirements	14	4	18
SUBTOTAL	50	4	54
Active Membership, Dec. 31st, Current Year	425	134	559
Inactive Membership, Dec. 31st, Current Year	117	5	122

RETIRED MEMBERS, BENEFICIARIES & SURVIVORS

Retired, Beneficiary and Survivor Membership, Dec. 31st, Previous Year	322	171	493
Retirements During the Year			
Superannuation	14	3	17
Ordinary Disability	0	0	0
Accidental Disability	0	0	0
Termination Retirement Allowance	0	0	0
Beneficiary of Deceased Retiree	1	0	1
Survivor Benefits from Active Membership	0	1	1
SUBTOTAL	15	4	19
Deduct:			
Deaths of Retired Members	14	2	16
Termination of Survivor Benefits	2	1	3
Reinstatements of Disabled Pensions	0	0	0
SUBTOTAL	16	3	19
Retired Membership, Dec. 31st, Current Year			
Superannuation	272	113	385
Ordinary Disability	4	1	5
Accidental Disability	9	30	39
Termination	1	0	1
Beneficiaries from Accidental Deaths	1	5	6
Beneficiaries from Section 100	0	0	0
Beneficiaries from Section 101	5	9	14
Beneficiaries under Option C	16	8	24
Option (D) Survivor Allowance	13	5	18
Section 12B Survivor Allowance	0	1	1
Total Retired, Beneficiary and Survivor Membership, Dec. 31st, Current Year	321	172	493
TOTAL MEMBERSHIP			
Active, Inactive, Retired, Beneficiary and Survivor, Dec. 31st, Current Year	863	311	1,174

Annual Statement of the Gloucester Retirement Board for the Year Ended December 31, 2021.

Schedule A: Detail of Accounts Receivable and Accounts Payable

Accounts Receivable	Amount	Original Date
4751 Recovery of Pension from Reinstatement	0.00	
4840 Workers Compensation Settlements	0.00	
4841 Recovery of 91A Overearnings	0.00	
4891 Members Deductions	19,983.87	12/31/2021
4892 Transfers From Other Systems	6,996.53	12/31/2021
4893 Member Make Up Payments and Redeposits	0.00	
4900 Member Payments from Rollovers	0.00	
4898 3(8)(c) Reimbursements from Other Systems	0.00	
4899 Received from Commonwealth for COLA and Survivor Benefits	0.00	
4884 Realized Gain on Sale of Investments	0.00	
4894 Pension Fund Appropriation (Current Fiscal Year)	0.00	
4894 Pension Fund Appropriation (Previous Fiscal Year)	0.00	
4890 Contributions Received from Municipality on Account of Military Service	0.00	
4897 Federal Grant Reimbursement	0.00	
4895 Pension Reserve Appropriation	0.00	
Investments Sold But Funds Not Received (list individually)	0.00	
	0.00	
	0.00	
	0.00	
	0.00	
TOTAL RECEIVABLES	26,980.40	
Accounts Payable		
5316 Actuarial Services	0.00	
5317 Accounting Services	0.00	
5320 Education and Training	0.00	
5757 Refunds to Members	0.00	
5756 Transfers to Other Systems	0.00	
5750 Annuities Paid	0.00	
5759 Option B Refund	0.00	
5751 Pensions Paid	0.00	
5755 3(8)(c) Reimbursements to Other Systems	0.00	
5752 COLAs Paid	0.00	
5753 Chapter 389 Beneficiary Increase Paid	0.00	
4885 Realized Loss on Sale of Investments	0.00	
4890 Return to Municipality for Members Who Withdrew Their Funds	0.00	
5118 Board Members' Stipend	0.00	
5119 Salaries	0.00	
5304 Management Fees	0.00	
5305 Custodial Fees	0.00	
5307 Investment Consultant Fees	0.00	
5308 Legal Expenses	-7,968.75	12/31/2021
5309 Medical Expenses	0.00	
5310 Fiduciary Insurance	0.00	
5311 Service Contracts	-369.95	12/31/2021
5312 Rent Expense	-287.84	12/31/2021
5315 Professional Services Expense	0.00	
5589 Administrative Expenses	-1,788.79	12/31/2021
5599 Furniture and Equipment	-550.00	12/31/2021
5719 Travel	0.00	
Investments Purchased But Not Paid For (list individually)	0.00	
	0.00	
	0.00	
	0.00	
	0.00	
TOTAL PAYABLES	-10,965.33	

Schedule No. 1
Annual Statement of the Gloucester Retirement System for the Year Ended December 31, 2021

Cash Account Activity During Year

*Cash defined in ledger #1040 as Savings or Checking

Description: type of account, account number, interest rate list alphabetically	(A) Book Value at End of Previous Year	(B) Total Deposits This Year	(C) Income Reinvested/ Redeposited Into Account	(D) Withdrawals During Year	(E) =A+B+C-D Total Book Value December 31st This Year	(F) Cash Income Paid to System Not Reinvested or Redeposited	(G) Interest Due and Accrued December 31st
1043 - BankNorth Cash #341150 (0.00%)	\$1,103,496.86	\$ 27,051,509.73	\$ -	\$ 27,496,153.95	658,852.64	\$ -	\$ -
1044 - BankNorth Cash #341142 (0.00%)	\$ -	\$ 14,577,004.65	\$ -	\$ 14,577,004.65	-	\$ -	\$ -
Totals:	\$1,103,496.86	\$ 41,628,514.38	\$ -	\$ 42,073,158.60	\$ 658,852.64	\$ -	\$ -

Annual Statement of the Gloucester Retirement System for the Year Ended December 31, 2021
 SCHEDULE 2A
 SHORT TERM SECURITIES OWNED AT END OF YEAR

<u>FUND</u>	<u>CUSIP</u>	<u>SECURITY DESCRIPTION</u>	<u>RATE</u>	<u>MATURITY DATE</u>	<u>PAR VALUE</u>	<u>PRICE</u>	<u>MARKET VALUE AT END OF YEAR</u>	<u>CHANGE IN MARKET VALUE INCR/DECR</u>	<u>INTEREST RECEIVED DURING YEAR</u>	<u>INTEREST DUE AND ACCRUED AT YEAR END</u>
		NONE			0.00		0.00	0.00	0.00	0.00
SCHEDULE TOTALS										
					0.00		0.00	0.00	0.00	0.00

Annual Statement of the Gloucester Retirement System for the Year Ended December 31, 2021
 SCHEDULE 2B
 SHORT TERM SECURITIES PURCHASED DURING YEAR

<u>FUND</u>	<u>CUSIP</u>	<u>SECURITY DESCRIPTION</u>	<u>RATE</u>	<u>MATURITY DATE</u>	<u>PAR VALUE</u>	<u>TRADE DATE</u>	<u>NAME OF BROKER</u>	<u>COMM</u>	<u>ACCRUED INT PAID</u>	<u>COST INCLUDING COMMISSION BUT EXCLUDING INT</u>
		NONE			0.00			0.00	0.00	0.00
SCHEDULE TOTALS										

Annual Statement of the Gloucester Retirement System for the Year Ended December 31, 2021
 SCHEDULE 2C

SHORT TERM SECURITIES SOLD DURING YEAR

<u>FUND</u>	<u>CUSIP</u>	<u>SECURITY DESCRIPTION</u>	<u>RATE</u>	<u>MATURITY DATE</u>	<u>PAR VALUE</u>	<u>TRADE DATE</u>	<u>NAME OF BROKER</u>	<u>COMM</u>	<u>PROCEEDS FROM SALE</u>	<u>BOOK VALUE</u>	<u>PROFIT/LOSS ON SALE</u>	<u>INTEREST RECEIVED DURING YEAR</u>
		NONE			0.00			0.00	0.00	0.00	0.00	0.00
SCHEDULE TOTALS												
					0.00			0.00	0.00	0.00	0.00	0.00

Annual Statement of the Gloucester Retirement System for the Year Ended December 31, 2021
 SCHEDULE 3A
 FIXED INCOME SECURITIES OWNED AT END OF YEAR

<u>FUND</u>	<u>CUSIP</u>	<u>SECURITY DESCRIPTION</u>	<u>RATE</u>	<u>MATURITY DATE</u>	<u>PAR VALUE</u>	<u>PRICE</u>	<u>MARKET VALUE AT END OF YEAR</u>	<u>CHANGE IN MARKET VALUE INCR/DECR</u>	<u>INTEREST RECEIVED DURING YEAR</u>	<u>INTEREST DUE AND ACCRUED AT YEAR END</u>
		NONE			0.00		0.00	0.00	0.00	0.00
SCHEDULE TOTALS										
					0.00		0.00	0.00	0.00	0.00

Annual Statement of the Gloucester Retirement System for the Year Ended December 31, 2021
 SCHEDULE 3B
 FIXED INCOME SECURITIES PURCHASED DURING YEAR

<u>FUND CUSIP</u>	<u>SECURITY DESCRIPTION</u>	<u>RATE</u>	<u>MATURITY DATE</u>	<u>PAR VALUE</u>	<u>TRADE DATE</u>	<u>NAME OF BROKER</u>	<u>COMM</u>	<u>ACCRUED INT PAID</u>	<u>COST INCLUDING COMMISSION BUT EXCLUDING INT</u>
	NONE			0.00			0.00	0.00	0.00
SCHEDULE TOTALS									
				0.00			0.00	0.00	0.00

Annual Statement of the Gloucester Retirement System for the Year Ended December 31, 2021
 SCHEDULE 3C

FIXED INCOME SECURITIES SOLD DURING YEAR

<u>FUND</u>	<u>CUSIP</u>	<u>SECURITY DESCRIPTION</u>	<u>RATE</u>	<u>MATURITY DATE</u>	<u>PAR VALUE</u>	<u>TRADE DATE</u>	<u>NAME OF BROKER</u>	<u>COMM</u>	<u>PROCEEDS FROM SALE</u>	<u>BOOK VALUE</u>	<u>PROFIT/LOSS ON SALE</u>	<u>INTEREST RECEIVED DURING YEAR</u>
		NONE			0.00			0.00	0.00	0.00	0.00	0.00
SCHEDULE TOTALS												
										TOTAL PROFIT	0.00	
										TOTAL LOSS	0.00	

Annual Statement of the Gloucester Retirement System for the Year Ended December 31, 2021
 SCHEDULE 4A
 EQUITIES OWNED AT END OF YEAR

<u>FUND</u>	<u>CUSIP</u>	<u>SECURITY DESCRIPTION</u>	<u>SHARES</u>	<u>PRICE</u>	<u>MARKET VALUE</u>	<u>MARKET VALUE</u>	<u>CHANGE IN</u>	<u>DIVIDENDS</u>
				<u>PER SHARE</u>	<u>AT END OF YEAR</u>	<u>INCR/DECR</u>	<u>MARKET VALUE</u>	<u>RECEIVED</u>
								<u>DURING YEAR</u>
			0.00		0.00		0.00	0.00
SCHEDULE TOTALS								
					TOTAL INCREASE		0.00	
					TOTAL DECREASE		0.00	

Annual Statement of the Gloucester Retirement System for the Year Ended December 31, 2021
 SCHEDULE 4B
 EQUITIES PURCHASED DURING YEAR

<u>FUND</u>	<u>CUSIP</u>	<u>SECURITY DESCRIPTION</u>	<u>SHARES</u>	<u>TRADE DATE</u>	<u>NAME OF BROKER</u>	<u>COMM</u>	<u>COST INCLUDING COMMISSION</u>
		NONE					
SCHEDULE TOTALS			0.00			0.00	0.00

Annual Statement of the Gloucester Retirement System for the Year Ended December 31, 2021
 SCHEDULE 4C
 EQUITIES SOLD DURING YEAR

<u>FUND</u>	<u>CUSIP</u>	<u>SECURITY DESCRIPTION</u>	<u>SHARES</u>	<u>TRADE DATE</u>	<u>NAME OF BROKER</u>	<u>COMM</u>	<u>PROCEEDS FROM SALE</u>	<u>BOOK VALUE</u>	<u>PROFIT/LOSS ON SALE</u>	<u>DIVIDENDS RECEIVED DURING YEAR</u>
		Household Internation Inc		11/29/21						78.63
SCHEDULE TOTALS			0.00			0.00	0.00	0.00	0.00	78.63
								TOTAL PROFIT	0.00	
								TOTAL LOSS	0.00	

Annual Statement of the Gloucester Retirement System for the Year Ended December 31, 2021
 SCHEDULE 5
 POOLED FUND ACTIVITY DURING YEAR

PERAC LEDGER NUMBER	FUND	CUSIP	SECURITY DESCRIPTION	A MARKET VALUE AT END OF PREVIOUS YEAR	B TOTAL PURCHASES THIS YEAR	C REINVESTED INVESTMENT INCOME	D REALIZED GAIN	E REALIZED LOSS	F UNREALIZED GAIN	G UNREALIZED LOSS	H TOTAL SALES/REDEM THIS YEAR	I CASH DISTRIBUTIONS THIS YEAR	J FEES PAID	K MARKET VALUE AT END OF YEAR
1198			PRIT CASH FUND	\$ 300,069.58	\$ 21,945,952.90	\$ 671.26	\$ -	\$ -	\$ -	\$ -	\$ 22,021,638.08	\$ -	\$ -	\$ 225,055.66
1199			PRIT GEN ALLCTN FUND	133,204,304.37	7,069,838.20	3,405,804.43	11,319,969.97	-	15,755,211.35	3,466,819.98	6,647,576.02	-	723,528.24	159,917,204.08
SCHEDULE TOTALS				\$ 133,504,373.95	\$ 29,015,791.10	\$ 3,406,475.69	\$ 11,319,969.97	\$ -	\$ 15,755,211.35	\$ 3,466,819.98	\$ 28,669,214.10	\$ -	\$ 723,528.24	\$ 160,142,259.74

Schedule No. 6
Annual Statement of the Gloucester Retirement System for the Year Ended December 31, 2021

Summary of Investments Owned

Category of Investment	Market Value	Interest Due and Accrued	Paid Accrued Interest on Purchases in Current Year	Commissions Paid During Current Year	Unrealized		Realized		Investment Income Received During Year
					Gains	Losses	Gains	Losses	
1 1040-Cash	\$ 658,852.64	\$ -	\$ -	\$ -	\$ -	\$ -	\$ -	\$ -	\$ -
2 1100-Short Term Securities	-	-	-	-	-	-	-	-	-
3 1180-Fixed Inc Securities	-	-	-	-	-	-	-	-	-
4 1170-Equities	-	-	-	-	-	-	-	-	-
6 1199-PRIT Cash Fund	225,055.66	-	-	-	-	-	-	-	671.26
6 1198-PRIT General Allocation Fund	159,917,204.08	-	-	-	15,755,211.35	(3,466,819.98)	11,319,969.97	-	3,405,804.43
TOTAL	\$ 160,801,112.38	\$ -	\$ -	\$ -	\$ 15,755,211.35	\$ (3,466,819.98)	\$ 11,319,969.97	\$ -	\$ 3,406,475.69

Commission Recapture: \$ -

\$ 3,406,475.69

**Schedule No. 7
Annual Statement of the Gloucester Retirement System for the Year Ended December 31, 2021**

Summary of Investment Related Fees

Manager/Vendor - A complete list is required	Q 1 2021	Q 2 2021	Q 3 2021	Q 4 2021	Accrued Payable at Year End 2021	Total Paid or Accrued in 2021
5304 Management Fees						
1. PRIT Fund	151,057.17	187,720.96	163,367.37	221,382.74	-	723,528.24
5304 Management Fees TOTAL	151,057.17	187,720.96	163,367.37	221,382.74	-	723,528.24
5305 Custodial Fees						
2. NONE	-	-	-	-	-	-
5305 Custodial Fees TOTAL	-	-	-	-	-	-
5307 Investment Consultant Fees						
3. NONE	-	-	-	-	-	-
5307 Investment Consultant Fees TOTAL	-	-	-	-	-	-
5304 Management Fees						
from Disbursements Page 6, 5. (d)						723,528.24
5305 Custodial Fees						
from Disbursements Page 6, 5. (e)						-
5307 Investment Consultant Fees						
from Disbursements Page 6, 5. (f)						-

Accounting Close Interest - 2021

Beginning Balance 3294: 10,167,380.38 Beginning Bal 3294 x.0025: 25,418.45

3294 Jan Adj: 218,326.39	5750 Jan Cash Disb: -209,082.18	5759 Jan Cash Disb: 0.00	Jan Monthly Total: 10,176,624.59
3294 Feb Adj: 134,942.69	5750 Feb Cash Disb: -207,698.57	5759 Feb Cash Disb: -131,917.54	Feb Monthly Total: 9,971,951.17
3294 Mar Adj: 363,754.89	5750 Mar Cash Disb: -208,895.32	5759 Mar Cash Disb: 0.00	Mar Monthly Total: 10,126,810.74
3294 Apr Adj: 73,099.45	5750 Apr Cash Disb: -210,789.13	5759 Apr Cash Disb: 0.00	Apr Monthly Total: 9,989,121.06
3294 May Adj: 0.00	5750 May Cash Disb: -209,595.12	5759 May Cash Disb: 0.00	May Monthly Total: 9,779,525.94
3294 Jun Adj: 624,384.01	5750 Jun Cash Disb: -209,580.44	5759 Jun Cash Disb: -48,835.58	Jun Monthly Total: 10,145,493.93
3294 Jul Adj: 186,862.42	5750 Jul Cash Disb: -214,192.28	5759 Jul Cash Disb: 0.00	Jul Monthly Total: 10,118,164.07
3294 Aug Adj: 0.00	5750 Aug Cash Disb: -215,779.80	5759 Aug Cash Disb: 0.00	Aug Monthly Total: 9,902,384.27
3294 Sep Adj: 204,320.56	5750 Sep Cash Disb: -214,961.14	5759 Sep Cash Disb: 0.00	Sep Monthly Total: 9,891,743.69
3294 Oct Adj: 141,395.09	5750 Oct Cash Disb: -217,026.51	5759 Oct Cash Disb: 0.00	Oct Monthly Total: 9,816,112.27
3294 Nov Adj: 0.00	5750 Nov Cash Disb: -216,218.58	5759 Nov Cash Disb: 0.00	Nov Monthly Total: 9,599,893.69
3294 Dec Adj: -2,730,651.75	5750 Dec Cash Disb: -216,079.56	5759 Dec Cash Disb: 0.00	Dec Monthly Total: 6,653,162.38

Jan Mthly Total x .0025: 25,441.56
 Feb Mthly Total x .0025: 24,929.88
 Mar Mthly Total x .0025: 25,317.03
 Apr Mthly Total x .0025: 24,972.80
 May Mthly Total x .0025: 24,448.81
 Jun Mthly Total x .0025: 25,363.73
 Jul Mthly Total x .0025: 25,295.41
 Aug Mthly Total x .0025: 24,755.96
 Sep Mthly Total x .0025: 24,729.36
 Oct Mthly Total x .0025: 24,540.28
 Nov Mthly Total x .0025: 23,999.73

Total x .0025 No Dec: 299,213.01
 Mth Total + x .0025: 6,952,375.39
 ASF 3293 Interest: 47,677.59
 MSF 3295 Interest: 14.97
 EXPF 3298 Interest: 1,114,411.07
 PRF Interest: 25,517,331.89

Supplementary Schedule for 2021

EE Nbr	Name	SSN	Previous Balance	Curr Year Deductions	Current Year Interest	Makeups Xfers In	Refunds Xfers Out	Transfer To Ann Reserves	Transfer To Pension Fund	Transfer To Pen Res	Current Year Balance
1147	Aberie, Josiah J	1809	57,187.76	7,106.11	57.19						64,351.06
1400	Acone, Heather M.	2137	24,012.93	7,307.82	24.01						31,344.76
334	Adelfio, Vincent J	6321	158,050.36	9,646.09	158.05						167,854.50
1341	Aiello, Alexander S	5218	33,231.54	8,210.73	33.23						41,475.50
1311	Aiello, Ann C.	3163	15,646.68	2,343.07	15.65	3,912.95					21,918.35
542	Aiello, Brian J	8422	131,728.28	12,121.61	131.73						143,981.62
102	Aiello, Donna C	6087	46,493.06	2,444.79	46.49						48,984.34
38	Aiello, Joseph L.	8273	218,394.07				67.68	218,326.39			0.00
1445	Aiello, Maryann	0885	4,446.34	2,281.93	4.45						6,732.72
1450	Aiello, Matthew L.	8916	30,143.62	10,049.46	30.14						40,223.22
1501	Aiello, Nicholas T.	0799	25,056.55	10,266.45	25.06						35,348.06
481	Aiello, Stephen M.	9034	257,321.85	5,988.33	107.22			263,417.40			0.00
1182	Aiello, Toni A.	6503	16,012.95		16.01						16,028.96
1463	Akerley, Elizabeth N.	7058	1,984.61		1.98						1,986.59
1333	Akerley, Thorsen A.	9244	12,224.36		12.22						12,236.58
1475	Aldrich, Thomas J.	9789	44,225.62	10,003.77	44.23						54,273.62
1607	Alpert, Rebecca	1177	3,082.89	1,743.22	3.08						4,829.19
370	Alves, Nina N	3546	57,707.93	3,421.65	57.71						61,187.29
76	Alves Jr, Clifford A	0837	163,595.27	10,088.67	163.60						173,847.54
1409	Amacker, Anna Katherine	0716	6,188.44		6.19						6,194.63
1211	Amaral, Julie A	9336	32,355.13	5,562.28	32.36						37,949.77
322	Amoro, Scott T	3954	89,209.71	6,205.36	89.21						95,504.28
551	Amoro Jr, Leo E	2306	77,961.93	5,309.23	77.96						83,349.12
1548	Anderson, James D.	3589	15,744.71	1,043.79	527.08		17,315.58				0.00
1729	Anderson, Linda Z	1199	592.24	1,951.86	0.59						2,544.69
1522	Andrewes, Matthew M.	1966	21,174.75	7,757.86	21.17						28,953.78
290	Apt, Barry M	7013	175,292.40	11,652.86	175.29						187,120.55
1654	Argentino, Danielle E	9202	5,447.63	4,411.68	5.45						9,864.76
111	Ashe, Pamela A	0224	27,014.08	2,346.80	27.01						29,387.89
1552	Athas, Nicole M	9093	5,527.81	1,917.02	5.53						7,450.36
1153	Auwerda, Elizabeth H	5368	51,245.97	7,311.19	51.25						58,608.41
572	Avellis-Brennan, Sheila M	6353	29,690.43	1,508.11	29.69						31,228.23
1602	Avery, Gail M	8861	35,882.58	5,386.90	35.88						41,305.36
23	Avila, Erin M	1648	40,500.75	1,778.96	40.50						42,320.21
448	Bagshaw, Tony S	5471	2,272.75		2.27						2,275.02
1170	Balbo, Joseph S	7944	70,658.74	11,561.94	70.66						82,291.34
62	Balzarini, Richard	5562	69,926.19	6,081.83	69.93						76,077.95

Supplementary Schedule for 2021

EE Nbr	Name	SSN	Previous Balance	Curr Year Deductions	Current Year Interest	Makeups Xfers In	Refunds Xfers Out	Transfer To Ann Reserves	Transfer To Pension Fund	Transfer To Pen Res	Current Year Balance
1136	Chipperini, Brendan M	9787	79,255.33	8,691.09	79.26						88,025.68
1673	Chipperini, Vionette	8049	4,940.11	5,055.40	4.94						10,000.45
1238	Christopher, Joanne M.	6252	10,465.00		10.47						10,475.47
1258	Christopher, John P	2932	28,180.03	5,620.75	28.18						33,828.96
1264	Church, Jonathan P	8113	27,574.99	4,251.57	27.57						31,854.13
1352	Ciarametaro, Thomas P	4450	37,806.67	9,177.56	37.81						47,022.04
1250	Cimoszko, Michal J	8363	53,969.21	9,742.73	53.97						63,765.91
1699	Ciolino, Michele A	9739	625.32	4,121.36	0.63	15,651.74					20,399.05
456	Ciolino Jr, Jerome	4560	126,580.28	11,541.97	126.58						138,248.83
1231	Clem, Christina M	0519	23,122.64		23.12						23,145.76
3	Cole, Mark S	5985	166,169.29	12,483.65	166.17						178,819.11
1754	Coleman, Andrew J.	6024	336.48	4,561.28	0.34						4,898.10
258	Coleman, Warren E	0536	81,500.04	6,447.77	81.50						88,029.31
1448	Cominelli, Tamela M	5820	6,636.28		6.64						6,642.92
587	Compton, Donna M	3396	135,069.80	10,485.82	135.07						145,690.69
1690	Contigliari, Tyler M.	1987	1,119.79		0.28		1,120.07				0.00
1389	Conley, Kanitah A	1024	775.81		0.78						776.59
1600	Conley III, Edward G	7892	217,965.32	17,409.54	217.97	89.74					235,682.57
1800	Connelly, Jaclyn E.	7550	0.00	928.87							928.87
472	Connors, Sean P	1712	153,844.69	9,176.90	153.84						163,175.43
85	Cook, Clifford P	4708	115,266.43	8,214.06	115.27						123,595.76
127	Cook, Valerie D	7345	66,444.99	5,272.77	66.44						71,784.20
1657	Cooney, Meredith J	4525	1,525.06		24.27		1,549.33				0.00
1262	Corfiss, Dianne M	2522	17,412.00	674.20	17.41						18,103.61
246	Corliss, Jaimie	3587	59,723.44	6,542.33	54.74		66,320.51				0.00
340	Corrado Jr, Joseph W.	4874	56,314.46		56.31						56,370.77
328	Cosgrove, Nicola J	5752	28,522.73	2,310.93	28.52						30,862.18
1096	Costa, Kenny P	8410	148,136.43	13,885.99	148.13						162,170.55
1362	Costonis, Marcus A	1322	20,192.28	894.30	1,113.81						0.00
371	Cousins, Roberta L	4633	38,729.16	2,522.51	38.73		22,200.39				0.00
1142	Cox, Melissa A	6911	9,080.32	1,035.00	9.08						41,290.40
215	Cross, Donna M	6131	26,999.11	2,322.94	27.00						10,124.40
1163	Crowley, Brian M	6686	55,194.23	7,807.45	55.19	37,138.83					66,487.88
1810	Crowley, Elizabeth A	7099	0.00	587.60							587.60
1193	Crowley, Sharon M	6185	14,571.87	2,127.15	14.57						16,713.59
1318	Cunha, Dianna L.	3887	13,998.68	2,197.32	14.00						16,210.00
12	Cunningham, Kaia	1424	433.68		0.43						434.11

Supplementary Schedule for 2021

EE Nbr	Name	SSN	Previous Balance	Curr Year Deductions	Current Year Interest	Makeups Xfers In	Refunds Xfers Out	Transfer To Ann Reserves	Transfer To Pension Fund	Transfer To Pen Res	Current Year Balance
562	Cunningham, Marci A	5132	29,400.78	2,325.10	29.40						31,755.28
1240	Cururu, Adam	5888	46,088.11	9,387.18	46.09						55,521.38
560	Cururu Jr, Philip P	1965	120,555.97	9,157.85	120.56						129,834.38
1408	Curley, Joseph D	6254	24,237.44	7,001.62	24.24						31,263.30
1383	Curley, Kelly J	8775	7,665.71	1,694.28	7.67						9,367.66
1212	Curtis III, Ernest R.	0059	24,711.40		24.71						24,736.11
1223	D'Amico, Raymond W	3386	7,097.50		1,212.16		7,755.47		554.19		0.00
1515	D'Angelo, Alessandro A	4683	18,492.85	8,155.73	18.49						26,667.07
1256	D'Angelo, David M.	3088	42,966.55	7,684.77	42.97						50,694.29
1593	Dale, Brett A	1948	7,469.99	4,387.91	7.47						11,865.37
15	Dallin, Joan J	3392	63,811.37		63.81						63,875.18
1821	Danskin, Mary Joe	9712	0.00	943.36							943.36
25	Davis, Mimi V	5120	33,896.89	3,421.65	33.90						37,352.44
386	Davis, Robin A	2712	70,563.98	5,673.76	70.56						76,308.30
1527	Day, Paul W	4606	17,987.71	7,174.36	17.99						25,180.06
1178	DeCoste, Dean	6968	64,273.45	10,180.95	64.27						74,518.67
1413	DeMeule, Alison Joy	6933	33,300.56	10,209.43	33.30						43,543.29
1351	DeSalvo, Joseph G	2212	41,655.87	10,473.95	41.66						52,171.48
593	Debrigard, Adam	5227	122,577.41	11,248.82	122.58						133,948.81
1488	Deleon, Jose L	3681	12,284.66	4,665.29	12.28						16,962.23
153	Delisi, Stephanie M	8355	145,527.69	6,948.27	145.53						152,621.49
1356	DellaCroce, Anthony J	7530	40,395.70	10,341.76	40.40						50,777.86
164	Dellacroce, Susan J	0076	65,870.69	7,016.32	65.87						72,952.88
1070	Dench, Darrel A	8960	92,081.90	10,609.80	92.08						102,783.78
1608	Dennis, Robert R.	5384	6,697.13	4,311.30	6.70						11,015.13
1815	Desmond, Molly K	0634	0.00	752.82							752.82
589	Dexter, Maureen E	6766	51,214.39		51.21						51,265.60
1257	DiStefano Sr, Salvatore L	9283	66,530.29	11,277.77	66.53						77,874.59
1328	Dimato, Anne M.	3189	9,580.47	2,409.83	9.58						11,999.88
2	Dodge, Joseph	8456	721.28		0.72						722.00
69	Doe, Cathy M	6772	56,894.87	3,086.85	56.89						60,038.61
498	Doe, Eric R	1915	26,276.50		26.28						26,302.78
1470	Dolan, Teagan A	5311	16,179.16	5,718.49	16.18						21,913.83
1831	Donahue, Barry A.	8323	0.00	963.12							963.12
1794	Donnelly, Jennifer M	4320	0.00	2,205.95							2,205.95
1129	Doody, Katherine D	3593	39,232.67	5,077.50	39.23						44,349.40
531	Doucette, William A	9972	162,906.77	10,847.63	162.91						173,917.31

Supplementary Schedule for 2021

EE Nbr	Name	SSN	Previous Balance	Curr Year Deductions	Current Year Interest	Makeups Xfers In	Refunds Xfers Out	Transfer To Ann Reserves	Transfer To Pension Fund	Transfer To Pen Res	Current Year Balance
1635	Fleming, Krystal L	2334	2,283.07	1,859.17	2.28						4,144.52
82	Fleming, Madonna M	8600	77,813.88	5,551.27	77.81						83,442.96
1101	Fleming, Martha Jo	7163	139,195.29	8,103.74	139.20						147,438.23
520	Fletcher, George L	7549	98,980.28	5,848.50	98.98						104,927.76
167	Fletcher, Nicholas L	2846	58,752.18	5,466.55	58.75						64,277.48
1252	Foote, Jared M	3356	44,289.36	8,507.05	44.29						52,840.70
242	Foote, Kathleen J	6164	43,845.14		10.96		43,856.10				0.00
22	Foote, Mark J.	5197	159,549.05	7,081.55	159.55						166,790.15
1566	Foote, Merr E	6518	5,010.81	2,525.76	5.01						7,541.58
1387	Foote Jr, Mark J	5988	17,586.64	5,009.01	17.59						22,613.24
1745	Fortado, Douglas W.	8241	442.90	620.06	0.44						1,063.40
359	Fortado, Sharon M.	5021	127,900.21	6,486.42	127.90						134,514.53
1835	Francis, Lauri A.	2642	0.00	1,254.12							1,254.12
369	Frates, Christopher	2831	175,890.00	11,334.22	175.89						187,400.11
213	Freeman, Helen C.	5782	122,618.76	5,667.19	122.62						128,408.57
1263	Fuller, Gregory A	1737	30,976.31	5,231.16	30.98						36,238.45
1532	Fusco, Jenni	4182	623.42		0.62						624.04
1214	Gallagher, Frederick	1553	54,034.87	8,385.56	54.03						62,474.46
1140	Gallant Jr, Richard	2046	60,943.38	8,043.87	60.94						69,048.19
1633	Gallinelli, Bethany J	6725	1,014.63		0.25		1,014.88				0.00
189	Gambale, Domenic A	1759	112,531.33	10,664.80	112.53						123,308.66
601	Garcia-Akers, Christine M	1520	7,682.07		7.68						7,689.75
1137	Gargan, Kevin E	8747	81,540.23	11,811.49	81.54						93,433.26
596	Garvey, Ronald F	0307	127,192.08	8,300.76	127.19						135,620.03
1597	Gaudenzi, Christen N	3532	33,244.08	2,138.08	33.24						35,415.40
1251	Gaudenzi, Keith F	9308	79,674.96	9,385.52	79.67						89,140.15
1420	Gelineau, Linda A	1131	14,411.93	4,340.59	14.41						18,766.93
412	Genovese, Christopher M	9825	101,843.32	9,386.64	101.84						111,331.80
77	Genovese, Michele M	2424	27,893.26	2,339.10	27.89						30,260.25
1395	Gentile, James R	5272	7,622.48	1,925.91	7.62						9,556.01
124	George Jr, John F.	7791	105,939.84	5,384.78	105.94						111,430.56
1562	Geraghty, Abigail S	6228	1,696.29		1.70						1,697.99
1097	Giacalone Jr., Anthony	4499	59,773.58		59.77						59,833.35
280	Giamanco, Salvatore J	6038	71,563.68	1,511.92	23.85						73,099.45
154	Giambanco, Marie P.	9254	53,187.80	5,986.16	53.19						59,227.15
1397	Gil, Glennys M	7996	18,266.83	5,018.18	18.27						23,303.28
1751	Gilliss, Melissa J	1010	241.01	4,332.52	0.24						4,573.77

Supplementary Schedule for 2021

EE Nbr	Name	SSN	Previous Balance	Curr Year Deductions	Current Year Interest	Makeups Xfers In	Refunds Xfers Out	Transfer To Ann Reserves	Transfer To Pension Fund	Transfer To Pen Res	Current Year Balance
126	Gilliss, William F	4594	115,180.27	8,300.77	115.18						123,596.22
1335	Gilman, Valerie H	9772	8,533.68	1,035.00	8.53						9,577.21
1296	Gilson, Kathie A	9483	6,755.37		1.72		6,735.96			21.13	0.00
1636	Giordano, Sabrina M	4046	3,055.67		3.06						3,058.73
1747	Goldman, Elinor C	8468	339.04	960.97	0.34						1,300.35
308	Good IV, Timothy W	9962	78,851.94	7,871.66	78.85						86,802.45
1734	Good Jr., Jonathan D	0642	1,051.12	6,416.76	1.05						7,468.93
496	Goolsby, Heather A	7365	43,122.76	2,324.79	43.12						45,490.67
1271	Gossom, Kelly	8048	50,249.99	8,408.44	50.25						58,708.68
563	Gossom, Michael K	6394	188,080.79	12,410.35	188.08						200,679.22
1365	Goulet-Amero, Jillian	4877	9,039.32	2,036.36	9.04						11,084.72
1268	Gross, Robert P	1797	25,898.09	5,463.49	25.90						31,387.48
538	Grover, Robert W	3769	139,505.49	9,736.25	139.51						149,381.25
519	Guzzo, Joseph P.	8311	134,166.84	764.67	11.18			134,942.69			0.00
1627	Hackford-de Groot, Chantal	0226	2,646.64	1,241.38	2.65						3,890.67
1425	Haines, Ethan T	9780	11,695.19	4,575.57	11.70						16,282.46
1546	Haines, Kelley L	6932	3,545.68		3.55						3,549.23
582	Hale, Michael B	1561	208,573.90	15,527.95	208.57						224,310.42
1776	Hall, Emily E.	3612	0.00	1,915.63							1,915.63
1832	Hall, Marisa A	9009	0.00	1,195.92							1,195.92
1270	Hamilton, Brian	5604	43,022.96	8,401.07	43.02						51,467.05
1452	Hannon III, James V.	3691	29,821.78	10,161.19	29.82						40,012.79
222	Harris, Grant E	0738	140,858.10	11,281.94	140.86						152,280.90
536	Harris, Jeanine M.	3709	104,246.51	4,718.91	104.25						109,069.67
1220	Harris, John P	9082	29,788.43	5,239.30	29.79						35,057.52
1818	Harris, Robert J.	6085	0.00	2,056.26							2,056.26
585	Harvey III, Philip E	1922	165,211.13	13,434.95	165.21						178,811.29
1483	Hecht, Kenneth W	5392	2,073.11		2.07						2,075.18
1363	Hemingway-Salah, Lynne M.	6711	9,570.47	2,338.93	9.57						11,918.97
1769	Henne, Kara	4329	0.00	167.90							167.90
1285	Henry, Brenden N	8420	40,459.81	8,487.99	40.46						48,988.26
302	Henry, Linda A	8554	154,973.07	11,794.29	154.97						166,922.33
342	Hicks, Kevin E	3318	139,272.19	8,831.15	139.27						148,242.61
269	Higgins, Richard W	6946	14,026.01		14.03						14,040.04
1155	Hinckley, Linda J.	3438	16,516.69	2,313.22	16.52						18,846.43
1582	Hinderlie, Erik	9175	8,784.79	5,012.24	8.78						13,805.81
1468	Holden, Jennifer A	0686	1,340.04		1.34						1,341.38

Supplementary Schedule for 2021

EE Nbr	Name	SSN	Previous Balance	Curr Year Deductions	Current Year Interest	Makeups Xfers In	Refunds Xfers Out	Transfer To Ann Reserves	Transfer To Pension Fund	Transfer To Pen Res	Current Year Balance
1493	Holmgren, Jennifer A	6891	3,108.11	1,035.00	3.11						4,146.22
1222	Hopkins, Kathleen A	6015	13,758.23	2,142.50	13.76						15,914.49
1424	Hopper, Taylor A.	1335	18,898.19	6,011.11	18.90						24,928.20
1535	Horn, Michael W.	4140	15,995.59	4,781.38	16.00						20,792.97
1606	Home, Brianna	0053	2,685.29	2,093.26	2.69						4,781.24
1283	Home, Dean R.	4183	24,626.87	5,239.98	24.63						29,891.48
1742	Home, Jordan R	0139	442.61	1,266.30	12.17		1,721.08				0.00
81	Houlden, David S	8180	229,937.38	13,848.64	229.94						244,015.96
1312	Howard, Jeffrey M.	9003	290.82		0.29						291.11
1314	Howell, Amanda L.	8834	616.05		0.62						616.67
1550	Howlett, Lisa R	3777	3,862.73	876.87	3.86						4,743.46
382	Hudson, Paul A	9735	134,459.67	11,794.29	134.46						146,388.42
1490	Hughes, Heather L	1393	984.05		0.24		983.48			0.81	0.00
491	Hurd, Kathleen A	4297	63,404.46	4,443.06	63.40						67,910.92
368	Hurley, Jane	8759	552.60		0.55						553.15
351	Ilgos, Beth A	2627	25,796.80	2,695.80	25.80						28,518.40
17	Ivas, Patricia	1716	110,845.47	10,884.48	110.85						121,840.80
1304	Jackson, Janelle M.	1147	9,009.60	2,118.19	9.01						11,136.80
1568	Jameson, Karalynne P	5810	12,728.34	5,266.66	12.73						18,007.73
41	Jermyn, Eileen M	7485	27,097.31	2,524.25	27.10						29,648.66
1347	Johnson, Amy E	8640	8,487.09	1,998.19	8.49						10,493.77
1354	Johnson, Chad E	0770	28,865.60	6,982.36	28.87						35,876.83
1719	Johnson, Jennifer G	1830	825.19	1,880.91	0.83						2,706.93
411	Johnson, Joseph M	4482	90,114.17	11,547.65	90.11						101,751.93
306	Johnstone, Gary I	6256	125,263.92	8,214.07	125.26						133,603.25
1781	Jonas, Lisa M	8564	0.00	2,955.58							2,955.58
1164	Joseph, Kristine M	3518	28,385.25	4,324.63	28.39						32,738.27
1187	Joseph, Michael J	0049	31,739.42	4,953.73	31.74						36,724.89
1726	Karvelas, Elizabeth	2985	825.20	1,881.76	0.83						2,707.79
1763	Karvelas, Sherry L.	7376	0.00	4,046.93							4,046.93
1342	Kendall Jr., William J.	5604	31,509.56	7,454.54	31.51						40,469.61
521	Kendall, Marie T	7711	61,903.87	1,559.98	25.79		63,489.64				38,995.61
84	Kennedy, Daniel P	4076	165,611.28	10,807.39	165.61						176,584.28
354	Kerr, Lois Elizabeth	1249	49,490.86	2,370.57	49.49						51,910.92
288	Ketchopoulos, Sean A	0385	139,778.65	10,810.38	139.78						150,728.81
1509	King, Ishi J	9708	6,873.62	8,540.09	6.87						15,420.58
1556	Klinefelter, Beth A	5606	1,659.00		1.66						1,660.66

Supplementary Schedule for 2021

EE Nbr	Name	SSN	Previous Balance	Curr Year Deductions	Current Year Interest	Makeups Xfers In	Refunds Xfers Out	Transfer To Ann Reserves	Transfer To Pension Fund	Transfer To Pen Res	Current Year Balance
534	Knickle, Andrew B	6740	127,364.28	9,825.23	127.36						137,316.87
1756	Knowles, Ryan B	1754	791.22	10,419.47	0.79						11,211.48
1185	Knowlton, Jamison B.	7416	53,535.13	7,357.47	53.54						60,946.14
497	Komi, Theodore M	7500	85,460.95	6,000.04	85.46						91,546.45
1575	Krawczyk, Vanessa A	5163	47,873.83	1,450.04	47.87						49,371.74
1569	LaFlam, Alexis M	2348	3,864.70	1,004.49	3.86						4,873.05
1787	LaRose, Careyann	9349	0.00	1,264.71							1,264.71
1458	Lacerda Hautala, April J	0304	5,917.30	1,949.59	5.92						7,872.81
1537	Lafata, Bryan J	8533	24,087.20	10,178.73	24.09						34,290.02
1632	Lajoie, Stephen Margelony	0528	9,825.64	4,815.20	9.83						14,650.67
219	Lamberis, Stephen	7170	194,020.10	9,048.18	194.02						203,262.30
407	Lane, Gina	0327	24,688.79	2,312.74	24.69						27,026.22
173	Lane, Kathleen M	2974	120,370.33	7,722.09	120.37						128,212.79
1300	Lane, Kellie M.	1281	1,475.79		1.48						1,477.27
479	Lane, Lois M	8822	52,551.83	3,421.65	52.55	1,441.42					57,467.45
1115	Langley, Kathleen G.	8090	34,972.06	4,985.91	34.97						39,992.94
1620	Lattof, Jacob L	1361	2,071.49	934.20	2.30	4,586.87					7,594.86
1284	Lauderdale, Kristen E.	3707	15,870.29		15.87						15,886.16
1807	Laurie, Jessica L	4722	0.00	726.60							726.60
55	Lawrence, Timothy J	0627	86,054.31	7,874.15	86.05						94,014.51
1143	LeBlanc Jr., Steven G	6686	9,080.32	1,035.00	9.08						10,124.40
1599	LeClaire, Ashley B	3392	2,993.44	1,892.30	2.99						4,888.73
262	Leblanc, Melanie L	9731	25,064.65	2,313.83	25.06						27,403.54
1814	Lebrun, Marsha Jane	4544	0.00	1,603.87	20.19	84,192.13					85,816.19
376	Leclerc, Frank J	0567	158,857.41	10,540.29	158.86						169,556.56
1204	Legro, Patrick J	6066	69,836.00	11,656.79	69.84						81,562.63
1585	Lennon, Adrienne D	3580	11,168.08	6,377.23	11.17						17,556.48
1739	Leoni, Dawn F	0502	413.52	1,863.54	0.41						2,277.47
1355	Letien, Jak	5780	40,796.09	11,124.48	40.80						51,961.37
1717	Leveille, Andrew J	1812	1,340.38	4,181.91	1.34						5,523.63
121	Leveille, Christine M	8327	87,840.43	4,535.77	87.84						92,464.04
1360	Leveille, David C	9807	28,153.42	7,334.97	28.15						35,516.54
1663	Liacos, Annie L	9586	2,218.33	1,909.37	2.22						4,129.92
499	Liacos, Christopher D	5978	83,109.50	8,998.98	83.11						92,191.59
161	Lindberg, Kristen L.	8751	96,282.60	10,429.66	96.28						106,808.54
1825	Lindberg, Vanessa	2387	0.00	2,076.93							2,076.93
1561	Linsky, Jacklyn M	9729	10,683.82	3,824.88	8.90		14,517.60				0.00

Supplementary Schedule for 2021

EE Nbr	Name	SSN	Previous Balance	Curr Year Deductions	Current Year Interest	Makeups Xfers In	Refunds Xfers Out	Transfer To Ann Reserves	Transfer To Pension Fund	Transfer To Pen Res	Current Year Balance
1573	Malloch, Leon	6287	5,130.63	2,629.15	5.13			154,070.71			7,764.91
46	Marchant, Gregory G	9393	149,325.31	4,670.74	74.66						0.00
1280	Margiotta, Accursio	4247	26,309.26	5,475.41	26.31						31,810.98
399	Marino, Valerie C	8840	76,127.01	6,491.04	76.13						82,694.18
1165	Marques, Ryan M	5582	62,449.17	10,484.03	62.45						72,995.65
11	Marquis, Tylor J	4201	48,437.10		48.44						48,485.54
473	Marr Jr, James A	0114	39,492.16		39.49						39,531.65
1478	Marshall, Cody D	1405	16,910.76	7,090.22	16.91						24,017.89
323	Marshall, James W	1404	156,325.55	12,437.42	156.33						168,919.30
1246	Marshall, Ryann A	8716	38,649.49	3,937.57	38.65						42,625.71
1524	Martin, Jennifer E.	1383	4,872.49	1,532.53	4.87						6,409.89
1772	Martin, Josephine V	7167	0.00	722.51							722.51
1656	Martin, Mari	2929	5,347.17	4,194.82	5.35						9,547.34
1118	Martin, Marion C	9861	33,512.50	4,973.33	33.51						38,519.34
1092	Martin, Robert J.	8438	45,122.55	5,617.40	45.12						50,785.07
1748	Martin-Etherington, Dana V	6968	1,278.86	9,540.31	1.28						10,820.45
1628	Martineau, Julie L	1144	130,317.68	6,486.42	130.32						136,934.42
1613	Mason, Alexander M	9816	8,695.78	6,316.00	8.70						15,020.48
600	Mateo, Michael	5746	-358.26								-358.26
1730	Mayo, Adam J	0663	3,547.88	11,453.77	3.55						15,005.20
1244	Mazzeo, Kevin T	1881	27,231.16	4,270.76	2,903.78		34,405.70				0.00
1764	Mazzeo, Todd V.	7910	0.00	5,376.81							5,376.81
314	McGrath, Misty B	6263	5,156.30		5.16						5,161.46
90	McKay, Pamela F.	9774	23,009.66	2,304.24	23.01						25,336.91
1078	McKeown, John P.	0575	1,264.19		1.26						1,265.45
1687	McNamara, Robert	6293	1,347.81	1,568.73	1.35						2,917.89
567	McRobb, Andrew W	5049	219,415.09	13,223.14	219.42						232,857.65
1499	McRobb, Lukas J.	3276	25,755.42	9,949.60	25.76						35,730.78
1179	Melillo, Christina A	2527	13,104.71		13.10						13,117.81
1820	Mello, Lesley A	9049	0.00	942.51							942.51
1337	Memhard, Raymond Scott	4003	5,185.37	1,035.00	5.19						6,225.56
532	Merchant, Darrin K	0511	102,021.14	4,893.22	102.02						107,016.38
1683	Merchant, Rachel	6509	998.46		17.47		1,015.93				0.00
1611	Meuleman, Brian P.	2580	8,236.75	5,898.60	8.24						14,143.59
1398	Mihalich, Jacob R	8726	17,327.08	5,009.01	17.33						22,353.42
453	Millitello, Sybil A	3933	23,737.33	2,305.13	23.74						26,066.20
166	Milne, Andrea J	1590	22,674.95	2,344.56	22.67						25,042.18

Supplementary Schedule for 2021

EE Nbr	Name	SSN	Previous Balance	Curr Year Deductions	Current Year Interest	Makeups Xfers In	Refunds Xfers Out	Transfer To Ann Reserves	Transfer To Pension Fund	Transfer To Pen Res	Current Year Balance
203	Mitchell, Cynthia M	5772	17,769.62		17.77						17,787.39
1150	Mitchell, Michael	6405	71,849.55	11,567.14	71.85						83,488.54
1379	Mitchell, Noel W.	7625	18,147.54	5,209.07	18.15						23,374.76
535	Mizzoni, Steven B	1713	142,096.62	8,310.41	142.10						150,549.13
1639	Mocerri, Colleen L	9834	279.99		0.28						280.27
20	Mocerri, Joseph S	4489	26,713.32	2,297.53	26.71						29,037.56
348	Mondello, Gail	5274	101,926.58	4,886.76	101.93						106,915.27
431	Mondello, Jean M	2763	91,573.77	4,535.77	91.57						96,201.11
586	Montoni, Maryjane	2078	31,391.97	2,039.80	31.39						33,463.16
16	Moody, Janet S	2758	20,945.51	85.08	14.02			21,044.61			0.00
1471	Moody, Terri C	0630	1,154.25		1.15						1,155.40
1093	Moore, Brianna M	6715	1,476.54		1.48						1,478.02
1716	Moore, Emily L	7968	706.56	1,159.99	0.71						1,867.26
10	Moore, Joanna M	4763	44,275.71	2,507.62	44.28						46,827.61
1737	Moore, Joanne B	1918	8,781.72	2,201.94	8.78						10,992.44
1643	Morris, Brenda A	7268	2,400.44	1,956.07	2.40						4,358.91
1517	Morrissey, Dylan T	5510	17,724.75	7,774.45	17.72						25,516.92
1249	Morrissey, Robert D	7237	49,868.35	11,695.84	49.87						61,614.06
1536	Morrissey, Zachary M	2383	17,851.20	7,357.47	17.85						25,226.52
129	Mortillaro, Rosa E	7815	24,522.79	2,938.12	24.52						27,485.43
1130	Mota, Chad A	3468	84,128.33	11,986.16	84.13						96,198.62
1324	Moynahan, Ann	7642	38,558.21	2,419.36	38.56						41,016.13
458	Muniz, Michael W	6124	152,752.41	9,259.99	152.75						162,165.15
1678	Neal, Francis S.	5780	4,416.82	4,519.87	4.42						8,941.11
330	Nelson, Margaret M.	9192	34,603.44	6,761.54	14.42			33,994.65			0.00
1236	Newbegin, Jenna M	8534	32,104.90	1,922.20	32.10						38,898.54
1749	Nicastro, Dominic J	9296	338.60	0.34	0.34						2,261.14
287	Nicastro, Jeremiah T	7086	140,863.94	11,249.41	140.86						152,254.21
1376	Nicastro, Melissa	5900	6,997.99		7.00						7,004.99
1128	Nicastro, Stacie E	1968	54,179.76	7,199.20	54.18						61,433.14
1519	Nicolosi, James R	7063	18,643.80	7,128.10	18.64						25,790.54
1084	Nicolosi, Margaret A	1287	46,306.44	5,496.27	46.31						51,849.02
1377	Nilsson, Ronald E	0738	29,089.54	6,634.09	29.09						35,752.72
1201	Nolan, Thomas C	5620	34,204.90	6,072.51	34.20						40,311.61
204	Novello, Elizabeth M	0642	31,519.84	1,256.11	15.76						0.00
1447	Novello, Jaelyn F	3403	5,282.37		5.28			32,791.71			5,287.65
1476	Nugent, William	8425	13,419.94	4,903.94	13.42						18,337.30

Supplementary Schedule for 2021

EE Nbr	Name	SSN	Previous Balance	Curr Year Deductions	Current Year Interest	Makeups Xfers In	Refunds Xfers Out	Transfer To Ann Reserves	Transfer To Pension Fund	Transfer To Pen Res	Current Year Balance
1285	Numerosi, Marco B.	3359	24,802.96	5,443.91	24.80						30,271.67
135	O'Neil, Linda M	0290	44,153.72	2,338.61	44.15						46,536.48
644	O'Brien, Tamara M	1294	135.37		0.14						135.51
1791	O'Bryan, Jonathan W	3456	0.00	3,792.50	5.85	21,694.97					25,493.32
1839	O'Connor, Holly E.	0637	0.00	201.76							201.76
1340	O'Donnell, Karin E	6560	10,964.26	4,317.03	10.97						15,292.26
1796	O'Donnell, Moira M	9371	0.00	721.27		1,655.89	5.42				2,371.74
1336	O'Hara Jr., James W.	2752	5,185.37	1,035.00	5.19						6,225.56
1380	O'Leary, Rosalie L	0627	18,217.45	4,878.01	18.22						23,113.68
89	O'Leary, Timothy J	3082	72,355.51	7,570.70	72.36						79,998.57
168	O'Neill, Clifford C	5613	136,826.42	10,396.38	136.83						147,359.63
478	Officer, James P.	7681	169,490.01	8,929.37	169.49						178,588.87
1419	Oliver, Beth H	7929	11,441.26	4,961.28	11.44						16,413.98
1385	Oliver, Kira L	3259	2,078.22		2.08						2,080.30
151	Olson, Lisa	8271	43,654.24	2,060.68	43.65						45,758.57
467	Onofro, Valentina	9634	48,500.79	2,417.01	48.50						50,966.30
1746	Oosterman, Camille C	4981	531.84	1,010.02	0.53						1,542.39
177	Orlando, Bobbi Jo	3189	7,573.50	216.00	7.57						7,797.07
1841	Orlando, Julie D.	3787	0.00	204.12							204.12
1156	Orlando, Lauren	7563	40,439.84	5,953.46	40.44						46,433.74
581	Orlando, Marie V	1212	39,932.25	2,369.38	39.93						42,341.56
1415	Osier Jr., David Harry	9644	33,295.94	10,127.38	33.30						43,456.82
1107	Ouellette, Nicholas G	1941	89,957.45	12,175.86	89.96						102,223.27
1260	Owens, Richard C	1208	38,515.31	108.97	9.63	38,633.91					0.00
1789	Pacheco, Leslie A	1514	0.00	1,452.50							1,452.50
1169	Padulsky, Philip E	3925	70,718.36		70.72						70,789.08
414	Palazola, Robert L	6358	137,161.42	8,801.09	137.16						146,099.67
108	Palazzolo, Eufemia M	8895	2,253.53		1,419.81					1,439.88	0.00
1454	Palk, Nina M	6291	4,044.77	794.45	258.39		2,233.46				0.00
518	Palmisano, Diane M	7718	41,321.34	2,706.45	41.32		5,097.61				44,069.11
1481	Palmisano, Patrice S	9085	4,452.82	1,583.31	4.45						6,040.58
44	Papows, Nancy A	3581	172,712.54	11,420.76	172.71						184,306.01
309	Parady, Joseph P	1722	97,972.06	8,212.18	97.97						106,282.21
1829	Parisi, Ann M	8042	0.00	629.19							629.19
1544	Parisi, Christina M.	5250	4,165.05	2,008.53	4.17						6,177.75
409	Parisi, Colleen A	6050	28,430.15	1,941.30	28.43						30,399.88
537	Parisi, Pamela F	5637	32,948.67	2,705.57	32.95						35,687.19

Supplementary Schedule for 2021

EE Nbr	Name	SSN	Previous Balance	Curr Year Deductions	Current Year Interest	Makeups Xfers In	Refunds Xfers Out	Transfer To Ann Reserves	Transfer To Pension Fund	Transfer To Pen Res	Current Year Balance
1426	Parisi, Randy T	5064	7,323.19		7.32						7,330.51
1779	Parisi, Santo L	9217	0.00	3,067.47							3,067.47
410	Parker, Bonnie A	0664	3,132.99		3.13						3,136.12
1757	Parke, Hannah L	6469	190.35	1,769.21	0.19						1,959.75
1801	Parsons, Agustina M	8981	0.00	3,230.78							3,230.78
59	Parsons, Alma M	5218	42,755.61	2,085.28	42.76						44,883.65
327	Parsons, Brandon M	3180	105,377.84	10,609.80	105.38						116,093.02
1269	Parsons, Lewis P	9713	16,341.21		16.34						16,357.55
469	Paul, Josephine M	1109	27,327.55	2,332.13	27.33						29,687.01
1273	Payson, Charles J	8591	76,814.08	14,086.13	76.81						90,977.02
1254	Peavey, Brandon R	0770	26,163.23	5,196.45	26.16						31,385.84
145	Peek, Sally	2080	102,601.99	6,500.21	102.60						109,204.80
1241	Pennimpepe, James A	9657	32,345.64	5,637.91	32.35						38,015.90
1332	Pepin, Marc M	5094	22,458.99	5,503.81	22.46						27,985.26
636	Perdue, Gregory A	8942	2,625.42		2.63						2,628.05
125	Perry, Daniel A	8613	83,904.78	4,969.98	83.90						88,958.66
1788	Peters, Marianne M	7078	0.00	1,898.16	1.66	20,561.74					22,461.56
434	Peters, Stephen F	3523	91,137.86	6,363.14	91.14						97,592.14
569	Pett, Arley L	5290	16,516.39		7,238.38		17,719.98			6,034.79	0.00
223	Phinney, Elizabeth M	1651	5,221.37		5.22						5,226.59
1205	Pierce, Andrew M	7140	63,082.36	11,656.79	63.08						74,802.23
137	Pierce, Irene C	2567	45,584.30	2,337.38	45.58						47,967.26
1173	Pierce, John C.	7835	771.11		0.77						771.88
404	Pinkham, Bonnie L	2391	37,401.43	2,531.49	37.40						39,970.32
19	Pino Jr, Richard B	3408	93,813.24	5,580.99	93.81						99,488.04
1384	Piscitello, Darlene A	7264	8,428.62	2,109.21	8.43						10,546.26
212	Piscitello, Ronald A	5389	144,638.85	8,311.17	144.64						153,094.66
1330	Pittenger, Amy M.	3212	9,637.25	2,164.81	9.64						11,811.70
1601	Place, Chelsea M	9670	7,177.15	2,944.47	7.18						10,128.80
1243	Place, Fredric C	6945	30,217.35	5,931.91	30.22						36,179.48
1294	Place, Jonathan M	9146	35,241.96	7,357.47	35.24						42,634.67
1267	Pocock, Elizabeth G	9812	37,961.05	7,470.29	37.96	4,807.21					50,276.51
1091	Poirier, Grace E	6258	49,638.91	7,150.29	49.64						56,838.84
1301	Pomeroy, Cynthia M.	6641	11,457.51	2,515.52	11.46						13,984.49
1765	Pond, Krickett N.	1500	0.00	3,111.38							3,111.38
115	Pool, Jeffrey D	4142	114,866.30	11,766.79	114.87						126,747.96
1226	Pool, Bradford B.	2115	49,326.86	8,167.65	49.33						57,543.84

Supplementary Schedule for 2021

EE Nbr	Name	SSN	Previous Balance	Curr Year Deductions	Current Year Interest	Makeups Xfers In	Refunds Xfers Out	Transfer To Ann Reserves	Transfer To Pension Fund	Transfer To Pen Res	Current Year Balance
1229	Pope, James A	1695	69,442.22		69.44						69,511.66
1724	Porcaro, Michael S	0962	16,650.62	9,200.71	16.65						25,867.98
1658	Powers Jr., Edward J.	7380	12,777.41	6,197.30	365.77		19,340.48				42,273.43
1121	Press, Lisa	5549	42,231.20		42.23						0.00
1460	Provost, Gina A	1238	6,768.12	2,412.78	6.77						9,187.67
134	Prybot, John R.	2485	85,507.75	4,279.40	85.51						89,872.66
1391	Puccio, Carla M	2671	5,312.90	1,589.31	5.31						6,907.52
1359	Puglisi, Maria C	9023	24,282.12	5,172.81	24.28						29,479.21
1334	Quince, Angela R	4838	6,424.01	1,585.17	6.42						8,015.60
1714	Quinlan, Emma M	1021	82.52		0.08						82.60
310	Quinn, David G	7575	208,670.54	12,434.31	208.67						221,313.52
158	Quinn, Debra L	9906	24,243.98	2,388.47	24.24						26,656.69
1736	Quinn, Jason D	0384	1,051.12	6,047.91	1.05						7,100.08
1691	Quinn, Jessica R.	0142	1,421.60	1,848.38	1.42						3,271.40
492	Quinn, Thomas E	6302	173,024.30	8,545.63	173.02						181,742.95
1530	Quirk, Maxim B.	3914	3,826.16		3.83						3,829.99
1167	Rallo, Sandra J	2939	28,522.74	4,466.68	28.52						33,017.94
1718	Reardon-Clough, Kelly A	8829	1,059.48	4,156.52	1.06						5,217.06
1325	Reed, Patricia A.	5152	9,426.65	2,061.55	9.43						11,497.63
1824	Reyes-Alberto, Yajeisi	2394	0.00	680.13	0.45	5,405.50					6,086.08
1827	Reynolds, Lisa C	5073	0.00	438.75							438.75
445	Ribeiro, Ruthie J.	8691	23,201.56	2,297.05	23.20						25,521.81
1394	Rich, Christopher J	9290	16,582.60	4,621.46	16.58						21,220.64
1275	Ries, Kelley A	1331	38,364.87	4,311.67	38.38						42,734.92
1771	Riley, Sean T.	2205	0.00	5,790.36							5,790.36
1410	Ripley, Maureen V	2916	4,883.51		4.88						4,888.39
642	Rivas, Robert B	2403	172,111.80	14,639.73	172.11						186,923.64
1750	Rivela, Katelyn M	9366	303.80	3,989.58	3.09	3,038.79					7,335.26
1133	Rockwell, John H	2787	11,720.65		11.72						11,732.37
42	Rodgers, Kathleen M	8474	9,414.07		9.41						9,423.48
1685	Rodriguez, Roberto	1871	5,218.00	5,426.75	5.22						10,649.97
103	Romeo Theken, Sefatia A	6143	74,639.07	9,992.58	74.64						84,706.29
613	Romeo, Jeffrey D	8035	112,196.83	11,214.97	112.20						123,524.00
1072	Rose, Christian N.	7471	77,525.26	8,440.56	77.53						86,043.35
1777	Rose, Samantha A	0358	0.00	6,382.28							6,382.28
546	Rosso, Christy L	0226	92,325.62	6,337.80	92.33						98,755.75
590	Rowley, Andrew E	7000	713.86		0.71						714.57

Supplementary Schedule for 2021

EE Nbr	Name	SSN	Previous Balance	Curr Year Deductions	Current Year Interest	Makeups Xfers In	Refunds Xfers Out	Transfer To Ann Reserves	Transfer To Pension Fund	Transfer To Pen Res	Current Year Balance
547	Rudolph, Margaret J	0470	23,713.99	2,309.74	23.71						26,047.44
1830	Russ, Catherine L	3747	0.00	592.69							592.69
1302	Russ, John A	9665	34,120.32	3,129.47	34.12	2,105.39					39,389.30
1289	Russell, Maria A	5393	23,316.74	5,018.18	23.32						28,358.24
447	Russo, Keri A	9374	22,323.57	2,310.38	22.32						24,656.27
1157	Russo, Paul C	9178	38,645.12	5,920.79	38.65						44,604.56
1346	Russo, Paul T	7836	25,160.35	5,846.99	25.16						31,032.50
1819	Ryder, Tea M	0394	0.00	726.60							726.60
1228	Sacco, Aaron F	1663	28,062.52	5,019.39	28.06						33,109.97
1583	Salvanelli, James A	7766	8,130.09	4,715.90	8.13						12,854.12
1213	Sanborn, Ashley A	8702	28,691.95	5,582.11	28.69						34,302.75
1375	Sanborn, Bryan W	7675	28,071.33	7,727.09	28.07						35,826.49
1533	Sanborn, Jocelyn M	9795	37,031.01	5,793.90	37.03						42,861.94
1405	Sanborn, Shawna E.	9158	14,672.98	4,435.50	14.67						19,123.15
530	Sanborn, William A	9751	164,572.45	11,040.89	164.57						175,777.91
1755	Sanfilippo, Annemarie F.	9061	261.30	1,251.18	2.61		1,515.09				0.00
591	Sanfilippo, Carol P	6536	29,871.76	2,720.24	29.87						32,621.87
1339	Sanfilippo, Lorie F.	3223	1,061.14		1.06						1,062.20
1307	Sanfilippo, Rosa	4768	7,011.90	1,574.53	7.01						8,593.44
1151	Sanfilippo, Susan A	8939	16,315.90	2,498.69	16.32						18,830.91
174	Sanger, Jonathan C	5449	154,365.65	11,794.29	154.37						166,314.31
1538	Santana, Gloria N	5060	9,084.79	3,448.23	8.32		12,541.34				0.00
1653	Santomauro, Jennifer F	3847	6,873.67	5,645.80	6.87						12,526.34
1109	Santos, Jamie O	9875	95,436.28	12,829.01	95.44						108,360.73
1671	Sargent, Nina R.	7619	2,214.17	2,033.54	2.21						4,249.92
1622	Sarmanian, Alessandra N	5905	2,776.56	1,043.65	2.78						3,822.99
1574	Sarmanian, Josephine	4391	1,301.05		1.30						1,302.35
281	Sarofeen, Kathleen A	6297	40,160.26	2,540.11	40.16						42,740.53
1665	Satterfield, Anastasia R	1285	6,037.85	5,388.38	6.04						25,809.93
277	Saunders, Frank A.	2263	134,186.93	3,107.07	55.91	14,377.66					0.00
597	Sayess, Thomas W	4084	157,484.59	10,960.47	157.48			137,349.91			168,602.54
321	Schenk, Charles M	2688	93,107.87	9,084.71	93.11						102,285.69
641	Schultz, Sander R	5975	190,197.27	11,794.29	190.20						202,181.76
540	Scola, Charles A	6355	142,296.68	10,318.45	142.30						152,757.43
1669	Scola, Jessica E.	0820	6,189.72	5,863.95	6.19						12,059.86
272	Scola, Kathryn E.	0054	38,993.40	2,328.51	38.99						41,360.90
261	Scola, Michael D	3861	133,077.91	9,021.92	133.08						142,232.91

Supplementary Schedule for 2021

EE Nbr	Name	SSN	Previous Balance	Curr Year Deductions	Current Year Interest	Makeups Xfers In	Refunds Xfers Out	Transfer To Ann Reserves	Transfer To Pension Fund	Transfer To Pen Res	Current Year Balance
1495	Seal, Mary E.	3545	4,754.51	691.66	4.75						5,450.92
1553	Sedgwick, Meghan O	9626	4,106.86		4.11						4,110.97
1578	Seminara, Peter	4430	10,232.95	5,684.76	10.23						15,927.94
297	Senos, Joanne M	4296	124,278.04	11,387.78	124.28						135,790.10
1793	Sesam de Leon, Josue D	4424	0.00	1,502.02							1,502.02
1183	Severance, Joshua J.	4083	90,888.45	11,711.79	90.89						102,691.13
1497	Shea, Adam L	2774	11,936.38	4,566.46	11.94						16,514.78
1113	Sheridan, Alice M	8410	119,312.01	10,983.11	119.31						130,414.43
1125	Sherman, Douglas J	0145	108,878.17	11,711.79	108.88						120,698.84
1276	Shulman, Michael B	3038	59,308.00	11,675.88	59.31						71,043.19
1350	Sicuranza, Christopher	4114	0.00	7,615.59	13.28	28,002.13					35,631.00
1428	Silva, Andrew A.	4743	21,477.43	7,123.70	21.48						28,622.61
1310	Silva, Jeanine M.	9795	2,351.01		2.35						2,353.36
205	Silva, John F	3727	87,527.69	5,435.21	87.52						93,050.42
1261	Silva, Michael R	5974	31,080.43	5,931.91	31.08						37,043.42
106	Silva, Randall M	0594	140,973.72	11,752.24	140.97						152,866.93
1822	Silva-Delima, Jayden	5991	0.00	726.60							726.60
1740	Silveira, Jessalyn J	1661	637.28	1,972.51	0.64						2,610.43
1134	Simoes, Troy C	9988	58,668.90	7,724.92	58.67						66,452.49
524	Simon, Frances	8986	105,820.59	6,486.42	105.82						112,412.83
1696	Sinagra, Elise M	1657	2,735.94	10,285.86	2.74						13,024.54
1277	Smith, Alexander R	9338	63,933.42	11,800.74	63.93						75,798.09
1661	Smith, Annabel R	7829	2,189.53	69.72	24.14		2,283.39				0.00
239	Smith, Daniel G	0149	9,530.46		9.53						9,539.99
1162	Smith, Eric L	5365	132,756.59	18,974.74	132.76						151,864.09
1288	Smith, Gina M.	2080	21,992.20	4,702.46	21.99						26,716.65
1353	Smith, Julie S	3717	52,115.90	1,789.30	52.12						53,957.32
268	Smith, Tiffany M	3860	24,029.37	2,284.85	24.03						26,338.25
72	Sperry-Jacques, Susan O	0373	24,270.83	2,684.39	24.27						26,979.49
1197	Stanton, Lola M.	5571	2,282.23		2.28						2,284.51
1456	Stillman, Herbert E.	7401	7,207.56	1,910.06	7.21						9,124.83
1487	Stringfellow, Vickie L	7459	85,403.25	9,575.53	85.40						95,064.18
1321	Stuart, Debra E.	9679	58,631.25	3,782.00	58.63						62,471.88
389	Sutera, Jean C.	4213	40,819.72	1,699.72	40.82						42,560.26
131	Sutera, Peter D	5857	83,571.15	8,994.42	83.57						92,649.14
1768	Svensson, Leah J.	6103	0.00	3,165.25							3,165.25
1158	Swanson, Mathias W	6057	34,752.14	5,157.73	34.75						39,944.62

Supplementary Schedule for 2021

EE Nbr	Name	SSN	Previous Balance	Curr Year Deductions	Current Year Interest	Makeups Xfers In	Refunds Xfers Out	Transfer To Ann Reserves	Transfer To Pension Fund	Transfer To Pen Res	Current Year Balance
1715	Sweet-Miller, Melissa D	2054	833.29	330.08	0.42		1,163.79				0.00
1253	Taliadoros, Julie L	4589	26,014.18	5,014.07	26.01						31,054.26
1485	Taormina, Brenda L.	1922	6,081.55	1,956.40	6.08						8,044.03
1833	Taormina, Deborah	6520	0.00	158.96							158.96
21	Taormina, Enza J	4809	44,364.01	5,852.06	44.36						50,260.43
48	Taormina, Susan J	3221	33,986.35	2,324.52	33.99						36,344.86
1373	Tarantino, Jaime A	1930	7,675.59	1,955.65	7.68						9,638.92
1378	Tarantino, Michael J	4253	22,424.60	5,871.23	22.42						28,318.25
1828	Taylor, Jacob J	2287	0.00	938.46							938.46
1728	Taylor, Lisa C.	1119	-36.54			36.54					0.00
109	Teixeira, Melissa J	0704	5,268.59	366.63	5.27						5,640.49
1713	Terzo, Daniel	6698	1,293.93	3,835.83	1.29						5,131.05
1758	Testaverde, Alexa G	7261	0.00	3,577.61							3,577.61
352	Testaverde, Anthony P	7400	96,104.04	7,479.45	96.10						103,679.59
1466	Testaverde, Steven A.	3342	14,426.20	7,616.06	14.43						22,056.69
1217	Theken, Matthew F	4195	27,923.09	4,961.06	27.92						32,912.07
1171	Thibodeau, Jason M	3451	57,542.22	9,708.36	57.54						67,308.12
169	Thibodeau, Patricia J	6976	37,631.95	1,190.05	15.68			38,837.68			0.00
1322	Thibodeau, Stacey L.	0288	38,076.25	2,401.03	38.08						40,515.36
1237	Thistle, Carol L.	9362	13,889.35		13.89						13,903.24
315	Tobey-DiMercurio, Emily K.	6996	3,749.34		3.75						3,753.09
1761	Travers, Julie F	4446	0.00	4,856.06							4,856.06
26	Trefry, Jonathan A	6042	109,510.19	8,994.42	109.51						118,614.12
487	Trupiano, Anthony N	9573	135,564.19	8,472.85	135.56						144,172.60
1248	Trupiano, John A	8422	32,150.59	5,871.23	32.15						38,053.97
1732	Trupiano Jr., Anthony N	8256	1,051.12	6,323.56	1.05						7,375.73
1315	Tucker, Eleanor R.	0189	401.78		0.40						402.18
1272	Tucker, Richard	2582	40,760.40	8,206.14	40.76						49,007.30
1320	Tzioumas, John	3108	5,700.34		5.70						5,706.04
1711	Valle, Katherine J	5605	-19.56			19.56					0.00
1406	Vance, Katelynn R.	3856	6,709.23		6.71						6,715.94
1837	Vargas Dupee, Sara	4467	0.00	232.64							232.64
1625	Vargus, Alicia M	7345	2,540.44	1,903.48	2.54						4,446.46
483	Verga, Gregory P	9287	9,439.98		9.44						9,449.42
485	Verga, Matthew V	9309	52,600.13		52.60		913.74				51,738.99
1571	Verga, Steven	4887	3,367.54	1,328.49	3.37						4,699.40
264	Vestal, Michael C	2133	2,072.13		2.07						2,074.20

